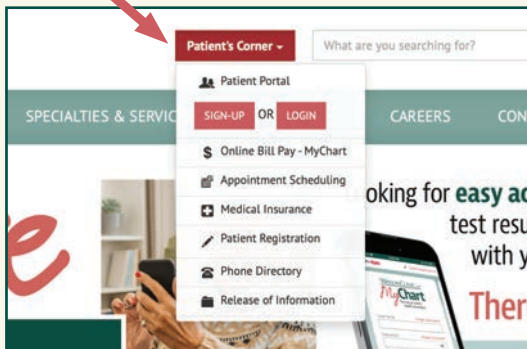


If you're already signed up for **MyChart**, these enhanced features will automatically update onto your account beginning **October 1, 2024**.

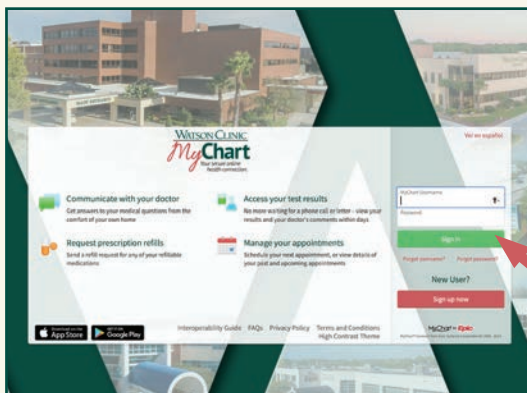
If you haven't signed up yet, follow the instructions below and start your own free account in minutes.

## It's as easy as 1, 2, 3!

1. Visit [www.WatsonClinic.com](http://www.WatsonClinic.com) and click the Patient Portal button or link from the Patient's Corner drop down menu.



2. From the MyChart at Watson Clinic website, click **Sign Up Now**. Enter the activation code provided to you by Watson Clinic and verify your personal information. If you do not have an activation code, click Sign Up Online to create an account using your personal demographic information.



Click **Next** to create your username and password.



## Download the MyChart App!

Available through the App Store or Google Play, the **MyChart** mobile app helps you unlock all the benefits of the patient portal with ease. Simply visit the App Store or Google Play and search for the '**MyChart**' App. Once downloaded, select Watson Clinic as your healthcare facility in the app, and enter your username and password.




WATSON CLINIC  
**MyChart**  
Your secure online health connection.

Major questions or concerns can be directed to **863-680-7551** between the hours of **8 am and 5 pm, Monday - Friday**.

CI.15720

WATSON CLINIC  
**MyChart**  
Your secure online health connection.

Your **PORTAL** to the ultimate **HEALTHCARE** experience.



Take control of your health with the **MyChart Patient Portal**. Offering greater functionality, accessibility and user-friendly features on **October 1, 2024**.

# MyChart at Watson Clinic is a free and secure online system that empowers you to take control of your healthcare like never before.

## Take a look at some of the enhanced features that are coming to the platform!



### Connecting & Sharing

Your patient portal account can be connected to the children and family members under your care, so you can stay informed on the healthcare needs of those closest to you. The Happy Together feature compiles all relevant information from each healthcare organization you've visited both within and outside of Watson Clinic while the Share Everywhere and Care Everywhere features allow you to grant one-time or ongoing medical record access to providers you visit outside of the Clinic. You can access individual visit summaries or your entire health record, and request a copy of your medical record that you can download directly from your portal.



### Health

As a MyChart user, you can view your test in a timely manner directly from your account. Keep track of your complete medical history and the important milestones still to come, including a detailed list of your specific health conditions, plans of action that have been established to address them, trends in lab results and other aspects of your healthcare over time, as well as a comprehensive list of allergies, immunizations, preventive care needs and much more.



### Messaging

Tired of waiting on the phone to reach your doctor's office? On MyChart, you can send and receive correspondence to and from all participating doctors' offices throughout the Clinic, and request referrals to additional specialists as needed. Medication refill requests may be submitted directly to your physician's office. Absence excuses for work, and other letters from your healthcare provider, may also be requested and uploaded through the platform. You can contact administrative departments for non-medical concerns from your account as well, including billing or patient support.



### Mobile Features

With the MyChart mobile app, you can log into your account with a password of your choice, or opt for fingerprint, face recognition or a four-digit passcode. Pair your account with your Apple Watch to receive notifications, view upcoming appointments, read messages and review medications. With the MyChart Care Companion feature, you can follow your care plan with medication reminders, educational content, health tracking tasks and more.



### Payment & Insurance

Ready to go paperless? With MyChart, you receive your billing statements, make your online payments and request payment plans directly from your patient portal. Non-users also have access to the online bill payment feature. Additionally, as a MyChart user, you can view your insurance coverages, claims, referrals and benefits information.



### Preferences

Keep your personal information up-to-date and accurate, including your emergency contacts. Set up additional security features such as two-factor authentication. Indicate the type of information you'd like to receive in your notifications, and whether you prefer these notifications to arrive via email, text message, or by push notification. Utilize the multilingual options to view your MyChart account in a different language of your choice.



### Scheduling & Appointments

You can request an appointment with the physician or provider of your choice, view details about upcoming scheduled appointments (including tests and procedures), or cancel appointments you no longer need from your portal. If you need an appointment with your doctor sooner than their schedule allows, the Fast Pass feature adds your name to a waiting list, so you can be contacted when the first available appointment opens up. Meanwhile, the Open Scheduling feature allows patients to view and reserve open appointment slots based on the type of visit they're looking for – even if they don't have a MyChart account. Video visits may also be conducted through the platform, while the E-visit feature allows you to submit questionnaires, photos, symptoms and more for your provider to review and follow up on. The eCheck-in and Hello Patient features allow you to skip the reception desk by indicating your arrival directly from the MyChart app on your mobile device.

## What you can do with MyChart